



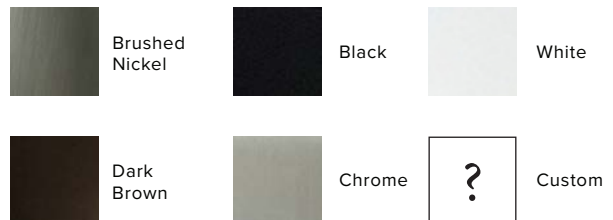
Outdoor & Wet Location Rated | Dimmable | 3 Year Warranty

Product Code	Voltage	Wattage	Color Temperature	Lumens
ALED-RT05HV (High Voltage)	100 - 120V AC	2W	WW 2700K / 3000K / 4000K / CW 5000K	145
ALED-RT05LV (Low Voltage)	12V AC / DC	2W	WW 2700K / 3000K / 4000K / CW 5000K / (RGB - 12V DC)	145

Features

- › For indoor & outdoor applications
- › cETLus listed for indoor and outdoor wet applications
- › Fits standard North American junction boxes
- › All trims available in all styles and colors
- › We can package trim and light engine separate or together
- › Dimmable
- › +50,000 hour lifespan

Finishes

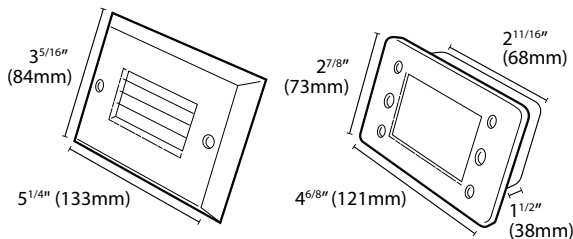


Applications Step / Path / Deck

Trim Styles Window, Horizontal Louver, Vertical Louver, Scoop

Dimensions


Fits with single gang junction box



Ordering Guide

Choose light engine and trims. Follow codes accordingly:

#1: Light Engine

Image	Product	Product Code	Description	Color Temperature
	High Voltage	ALED-RT05HV-XX	For screwless W, LV, VL, and SC trims Includes gasket	2700K (27K) / 3000K (3K) / 4000K (4K) / 5000K (5K)
	Low Voltage	ALED-RT05LV-XX		2700K (27K) / 3000K (3K) / 4000K (4K) / 5000K (5K) / RGB

XX: Color Temperature

#2: Trim Style

Image	Product	Product Code	Description	Finish
	Window (W)	ALED-RT05-TR-W-##	For standard single gang light engine	Brushed Nickel (BN), Black (BK), White (WT), Dark Brown (DB), Chrome (CH)
	Louver (L)	ALED-RT05-TR-L-##	For standard single gang light engine	Brushed Nickel (BN), Black (BK), White (WT), Dark Brown (DB), Chrome (CH)
	Vertical Louver (VL)	ALED-RT05-TR-VL-##	For standard single gang light engine	Brushed Nickel (BN), Black (BK), White (WT), Dark Brown (DB), Chrome (CH)
	Scoop (SC)	ALED-RT05-TR-SC-##	For standard single gang light engine	Brushed Nickel (BN), Black (BK), White (WT), Dark Brown (DB), Chrome (CH)

##: Trim Color