




Outdoor & Wet Location Rated | Dimmable | 3 Year Warranty

Product Code	Voltage	Wattage	Color Temperature	# of LEDs	Lumens
ALED-RD10-2W New	12V or 24V DC	2W	WW 2700K / 3000K / 4000K / CW 5000K / (RGB - 4 wire) / (RGBW - 5 wire) / Dim to Warm	1 COB LED	320
ALED-RD10-4W	12V or 24V DC	4W	WW 2700K / 3000K / 4000K / CW 5000K / (RGB - 4 wire) / (RGBW - 5 wire) / Dim to Warm	1 COB LED	320

Features

- › Surface mount or recessed installation
- › COB LED light engine
- › cETLus listed for outdoor wet applications
- › Trims available in all styles & colors
- › Dimmable
- › +50,000 hour lifespan

Finishes

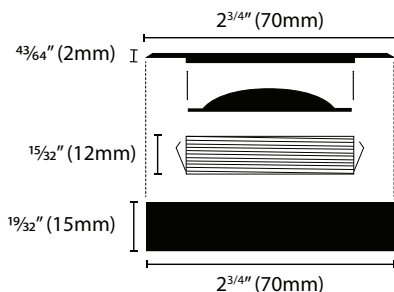


Applications Cabinets / Path / Deck / Shower

Trim Styles Recessed Window, Surface Mount Window, Surface Mount Scoop, Recessed Scoop

Dimensions





Hole cutout size: 2^{1/4}" (60mm)



Ordering Guide





Choice of Finished Product or Parts System. Follow codes accordingly:

Finished Product:

Image	Product	Product Code	Color Temperature	Finish
	Recessed Window	ALED-RD10-4W-R##-XX	2700K (27K) / 3000K (3K) / 4000K (4K) / 5000K (5K) / RGB / RGBW / Dim to Warm (DTW)	Brushed Nickel (BN), Black (BK), White (WT)
	Surface Mount Window	ALED-RD10-4W-S##-XX	2700K (27K) / 3000K (3K) / 4000K (4K) / 5000K (5K) / RGB / RGBW / Dim to Warm (DTW)	Brushed Nickel (BN), Black (BK), White (WT)
	Surface Mount Scoop	ALED-RD10-4W-SS##-XX	2700K (27K) / 3000K (3K) / 4000K (4K) / 5000K (5K) / RGB / RGBW / Dim to Warm (DTW)	Brushed Nickel (BN), Black (BK), White (WT)
	Recessed Scoop	ALED-RD10-4W-RS##-XX	2700K (27K) / 3000K (3K) / 4000K (4K) / 5000K (5K) / RGB / RGBW / Dim to Warm (DTW)	Brushed Nickel (BN), Black (BK), White (WT)

##: Trim Color, XX: Color Temperature

Parts System:

Image	Product	Product Code	Color Temperature	Finish
	2W Light Engine	ALED-RD10-2W-XX	2700K (27K) / 3000K (3K) / 4000K (4K) / 5000K (5K) / RGB / RGBW / Dim to Warm (DTW)	-
	4W Light Engine	ALED-RD10-4W-XX		
	Trim Ring	ALED-RD10-TRIM -##	-	Brushed Nickel (BN), Black (BK), White (WT)
	Surface Mount	ALED-RD10-SM -##	-	Brushed Nickel (BN), Black (BK), White (WT)
	Scoop	ALED-RD10-SC -##	-	Brushed Nickel (BN), Black (BK), White (WT)

##: Trim Color, XX: Color Temperature